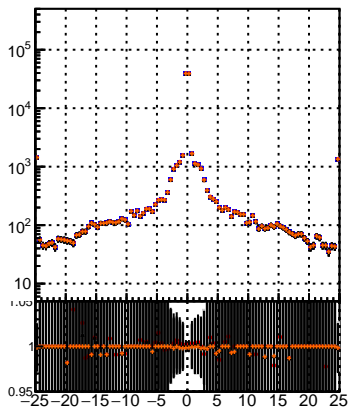
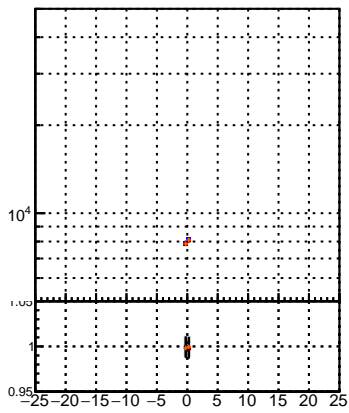


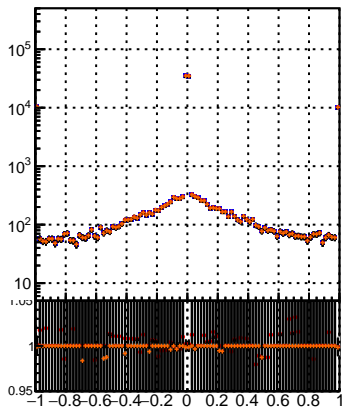
N of simulated tracks vs dxy(PV)



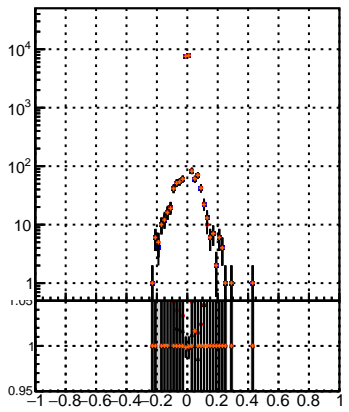
N of associated tracks (simToReco) vs dxy(PV)



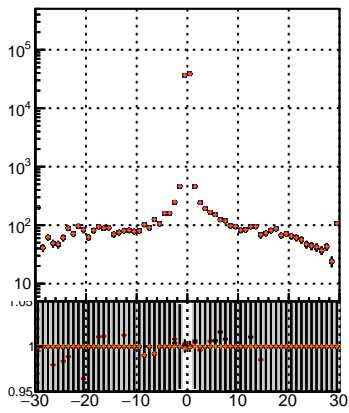
N of simulated tracks vs dz(PV)



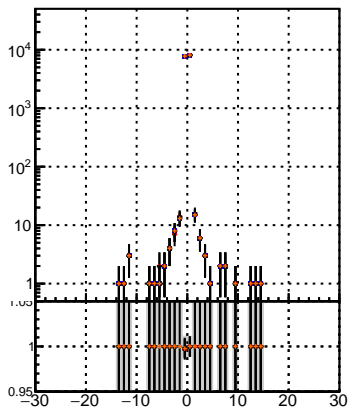
N of associated tracks (simToReco) vs dxy(PV)



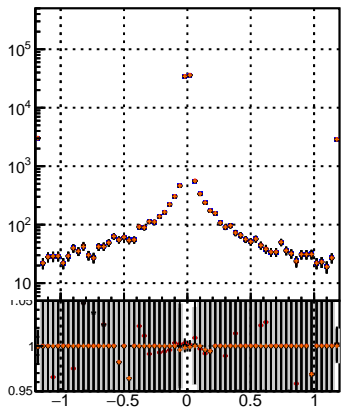
N of simulated tracks vs dz(PV)



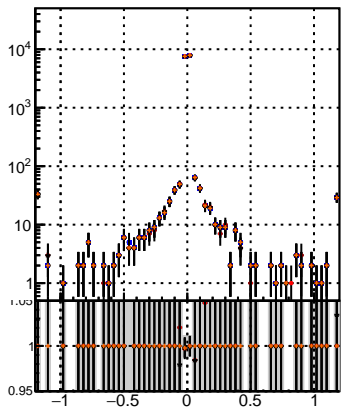
N of associated tracks (simToReco) vs dz(PV)



N of simulated tracks vs dz(PV)



N of associated tracks (simToReco) vs dz(PV)



Legend for the plots:

- mkFit_13.0.0p4 (black line)
- ovlerlap-check-chi2-60 (red squares)
- ovlerlap-check-chi2-1100 (black triangles)
- ovlerlap-check-chi2-10000 (orange circles)