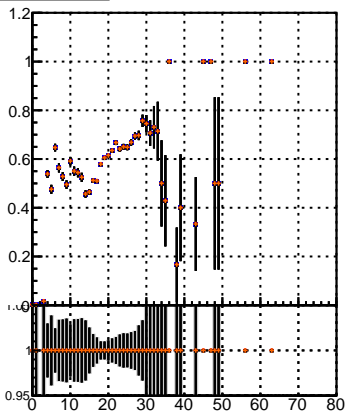
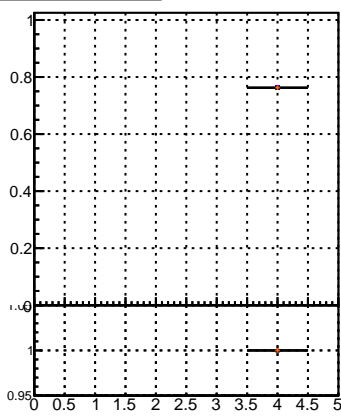
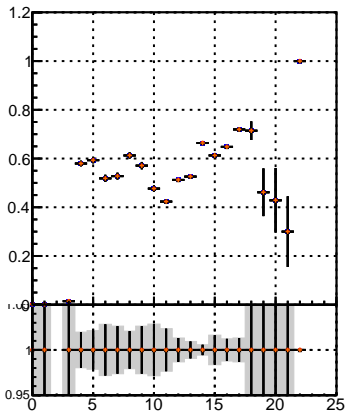
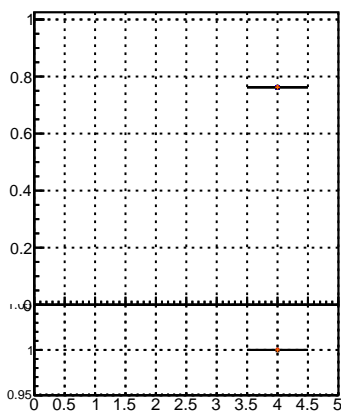
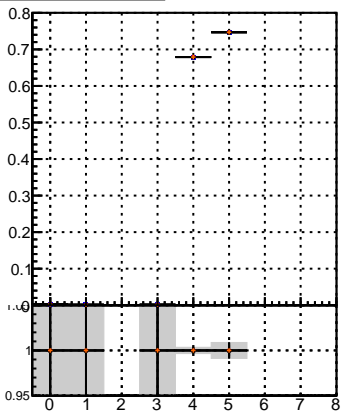
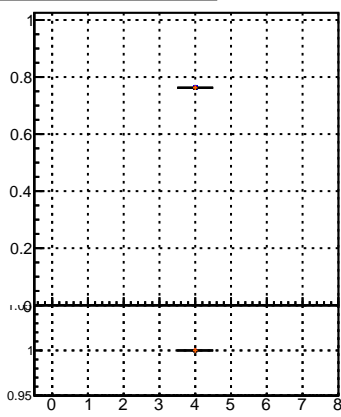


**Efficiency vs hit****fake+duplicates vs hits****Efficiency vs pixel layer****fake+duplicates vs pixel layers****Efficiency vs 3D layer****fake+duplicates vs 3D layers**

Legend for Efficiency vs hit plot:

- mkFit\_13.0.0p4 (blue line)
- ovlerlap-check-chi2-60 (red circles)
- ovlerlap-check-chi2-1100 (black squares)
- ovlerlap-check-chi2-10000 (orange line)