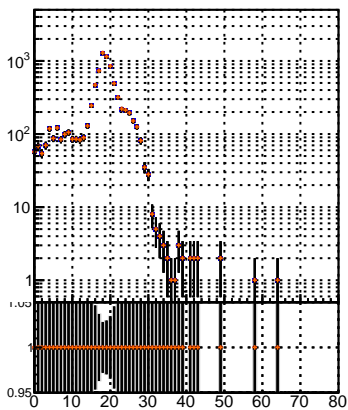
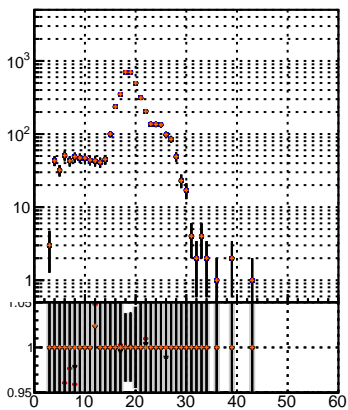


N of simulated tracks vs hit



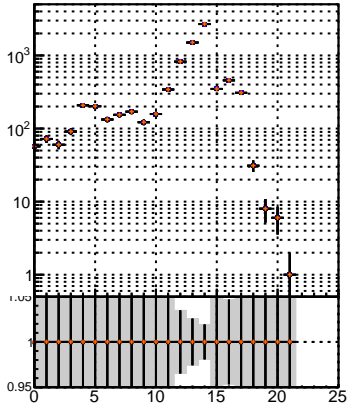
N of associated tracks (simToReco) vs hit



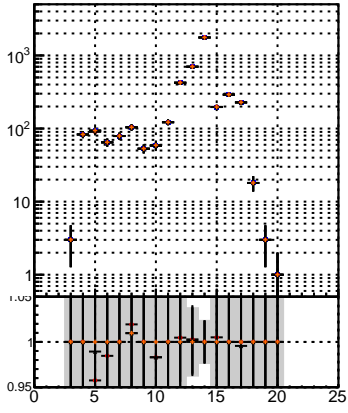
Legend for the top row plots:

- mkFit_13.0.0p4 (blue line)
- ovlerlap-check-chi2-60 (red squares)
- ovlerlap-check-chi2-1100 (black circles)
- ovlerlap-check-chi2-10000 (orange circles)

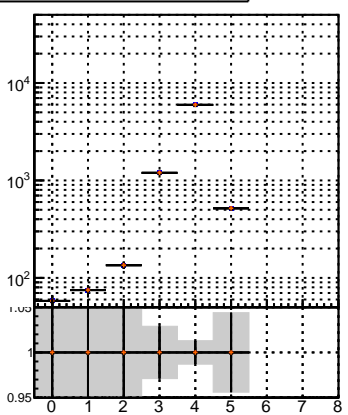
N of sim



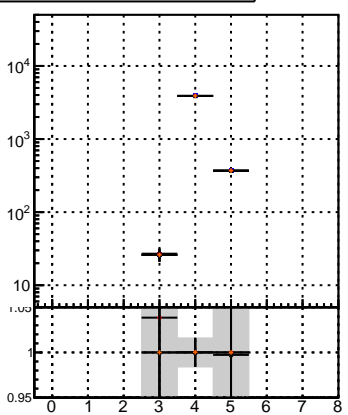
N of associated tracks (simToReco) vs pixel layer



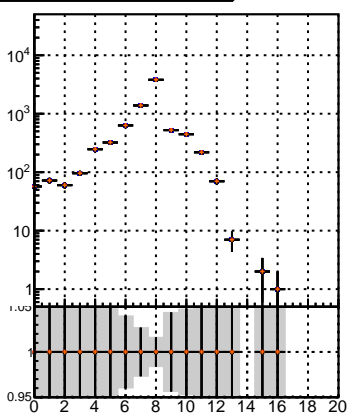
N of simulated tracks vs 3D layer



N of associated tracks (simToReco) vs 3D layer



N of simulated tracks vs 3D layer



N of associated tracks (simToReco) vs 3D layer

